



CITY OF LAUREL, MARYLAND

ORDINANCE NO. 2028

AN ORDINANCE AMENDING THE GENERAL OPERATING BUDGET AND CAPITAL IMPROVEMENT PROGRAM OF THE MAYOR AND CITY COUNCIL OF LAUREL, MARYLAND, FOR THE FISCAL YEAR JULY 1, 2023 THROUGH JUNE 30, 2024 AND TO PROVIDE AN EFFECTIVE DATE

Sponsored by the City Council President at the request of the Administration.

WHEREAS, the FY2024 General Operating Budget and Capital Improvement Program (CIP) was adopted on May 22, 2023 through Ordinance No. 2011, and subsequently amended through the adoption of Ordinance No. 2019, Ordinance No. 2021, and Ordinance No. 2022, and

WHEREAS, intradepartmental transfers have been made in the Department of Parks and Recreation and the Department of Public Works, and

WHEREAS, there are expenditure savings and unanticipated revenues to be appropriated for an additional contribution to the Pension Plans and the CIP, and

WHEREAS, insurance proceeds are to be allocated for repairs and the balance transferred to the CIP for future purchases of vehicles, and

WHEREAS, there was a market-based increase in bonding insurance which requires additional funding, and

WHEREAS, an adjustment is made to reflect actual ARPA revenues and expenditures for FY2024, and

WHEREAS, the Mayor and City Council of Laurel, Maryland are required to amend the FY2024 General Operating Budget and CIP to reflect these changes.

NOW, THEREFORE, BE IT ENACTED AND ORDAINED, by the Mayor and City Council of Laurel, Maryland that the General Operating Budget and CIP for the Fiscal Year July 1, 2023 through June 30, 2024 is hereby amended.

Note: B/T= Budget Transfer

GENERAL OPERATING BUDGET

<u>REVENUES BY CATEGORY</u>	<u>AMENDED ORD2022</u>	<u>B/T</u>	<u>CHANGE</u>	<u>AMENDED ORD2028</u>	
4010 - R/E TAX REVENUE	\$26,661,305		\$250,000	\$26,911,305	A
4030 - PERSONAL PROP TAX	1,410,000			1,410,000	
4040 - PERSONAL PROP-INT/PENTALTY	68,500			68,500	
4050 - LOCAL TAXES	4,400,000		250,000	4,650,000	B
4060 - OTHER LOCAL TAXES	1,718,892		240,479	1,959,371	C
4110 - LICENSES	632,075			632,075	
4130 - PERMITS	422,510			422,510	
4210 - FEDERAL GRANTS	90,595		2,681,470	2,772,065	D
4230 - STATE GRANTS	599,829			599,829	
4250 - COUNTY GRANTS	275,362			275,362	
4310 - GENERAL GOVT SERVICE CH	156,097			156,097	
4340 - SANITATION SERVICE CHGS	164,000			164,000	
4350 - SERVICE CHARGE-HEALTH	10,000			10,000	
4370 - FACILITY RENTALS	127,090			127,090	
4411 - SWIMMING POOL FEES	124,010			124,010	
4413 - RECREATION PROGRAM FEES	74,000			74,000	
4415 - P&R ACTIVITY FEES	83,825			83,825	
4417 - P&R CONCESSION FEES	21,500			21,500	
4430 - SENIOR PROGRAM FEES	12,100			12,100	
4620 - POLICE FINES	2,609,457			2,609,457	
4630 - CODE ENFORCEMENT FINES	4,750			4,750	
4710 - INVESTMENT INTEREST	17,000			17,000	
4720 - RENTAL INCOME	18,963			18,963	
4730 - CONTRIBUTIONS/DONATIONS	600			600	
4740 - SALE OF PROPERTY	20,500			20,500	
4750 - MISC REFUNDS AND REBATES	78,780			78,780	
4761 - POLICE ACCT RECEIPTS	45,000			45,000	
4790 - OTHER MISC REVENUES	437,417		72,730	510,147	E
4840 - FUND TRANSFER	1,088,247			1,088,247	
TOTAL REVENUE	\$41,372,404	\$0	\$3,494,679	\$44,867,083	


<u>EXPENDITURES BY DEPARTMENT</u>	<u>AMENDED ORD2022</u>	<u>B/T</u>	<u>CHANGE</u>	<u>AMENDED ORD2028</u>	
201 - CITY COUNCIL	\$122,368			\$122,368	
205 - CLERK TO THE COUNCIL	210,175			\$210,175	
210 - MAYOR	680,153			\$680,153	
215 - CITY ADMINISTRATOR	758,811			\$758,811	
220 - ELECTIONS	82,590			\$82,590	
225 - BUDGET & PERSONNEL SVCS	1,122,150		50,000	\$1,172,150	F
235 - COMMUNICATIONS	697,393			\$697,393	
240 - ECONOMIC & COMMUNITY DEV	749,817			\$749,817	
250 - INFORMATION TECHNOLOGY	2,625,334			\$2,625,334	

270 - COMMUNITY PROMOTION	148,175			\$148,175	
280 - GROUNDS MAINTENANCE	803,768		20,000	\$823,768	G
281 - MUNICIPAL CENTER	183,173		10,000	\$193,173	H
284 - PUBLIC WORKS FACILITY	125,181			\$125,181	
285 - RJD COMMUNITY CENTER	156,527		23,000	\$179,527	I
286 - ARMORY COMMUNITY CENTER	108,595		11,723	\$120,318	J
287 - LAUREL MUSEUM	13,000		3,000	\$16,000	K
288 - GUDE LAKEHOUSE	30,100			\$30,100	
289 - MAIN ST. POOL MAINTENANC	78,970			\$78,970	
290 - LPD FACILITY	308,919		(15,000)	\$293,919	L
291 - GREENVIEW DR REC COMPLEX	45,680			\$45,680	
292 - P&R MAINTENANCE FACILITY	37,250	9,500		\$46,750	
293 - GUDE HOUSE	72,394	7,000	(25,000)	\$54,394	M
294 - BUILDING 204	180,228	(16,500)	13,000	\$176,728	N
301 - POLICE	12,208,940			\$12,208,940	
320 - FIRE MARSHAL & PERMIT SV	816,500			\$816,500	
325 - OFFICE OF EMERGENCY MGT	737,589			\$737,589	
326 - LMSC PROGRAMS	273,032		(150,000)	\$123,032	O
401 - PUBLIC WORKS ADMIN	715,088	817		\$715,905	
410 - AUTOMOTIVE MAINTENANCE	1,201,741	17,142	50,000	\$1,268,883	P
415 - WASTE COLLECTION	1,343,722	955		\$1,344,677	
420 - RECYCLING	331,662	19,697		\$351,359	
425 - HIGHWAYS & STREETS MAINT	963,766	6,988	(75,000)	\$895,754	Q
430 - SNOW REMOVAL	197,288	(44,884)		\$152,404	
435 - STREET LIGHTING	275,000			\$275,000	
440 - ENGINEERING&TECH SERVICES	151,426	700		\$152,126	
445 - TRAFFIC ENGINEERING	162,301	3,563		\$165,864	
450 - TREE MANAGEMENT	101,479	(4,978)		\$96,501	
501 - PARKS & RECREATION ADMIN	797,140		(13,000)	\$784,140	N
505 - RECREATION	468,225		(23,000)	\$445,225	I
510 - MAIN ST POOL PROGRAMS	276,311			\$276,311	
515 - RJD COMMUNITY CENTER	317,581			\$317,581	
520 - GREENVIEW DR PROGRAMS	124,267			\$124,267	
525 - ARMORY COMMUNITY CTR PROG	204,826			\$204,826	
530 - YOUTH SERVICES BUREAU	341,339			\$341,339	
535 - GUDE LAKEHOUSE PROGRAMS	26,389			\$26,389	
550 - SENIOR SERVICES	256,099			\$256,099	
650 - PRINCIPAL	841,027			\$841,027	
651 - INTEREST	66,192			\$66,192	
652 - RETIREMENT	2,563,075		250,000	\$2,813,075	R
654 - PROPERTY INSURANCE	437,901		(41,000)	\$396,901	S
655 - BONDING INSURANCE	20,100		1,000	\$21,100	T
656 - EMPLOYEE INSURANCE	3,977,641		(250,000)	\$3,727,641	R
657 - MISC FINANCIAL USES	1,334,235		973,486	\$2,307,721	U
658 - SPECIAL TAXING DISTRICT	300,000			\$300,000	
659 - AMERICAN RESCUE PLAN PROG	0		2,681,470	\$2,681,470	D
810 - EMPLOYEE TRAINING	179,528			\$179,528	
820 - EMPLOYEE TUITION	20,243			\$20,243	
	\$41,372,404	\$0	\$3,494,679	\$44,866,526	


AND, BE IT FURTHER ENACTED AND ORDAINED, that this Ordinance shall take effect on the date of its passage.

PASSED this 29th day of July, 2024.

ATTEST:




SARA A. GREEN, CPM, CMC
City Clerk



JAMES KOLE
President of the City Council

APPROVED this 29th day of July, 2024.



KEITH R. SYDNOR
Mayor